



### District Report Card: 2017


<b>State:</b> Sikkim	<b>District:</b> West Sikkim
<b>Class:</b> 5	<b>Subject:</b> Language
<b>Schools:</b> 46	<b>Students:</b> 451


### Participation/Coverage


#### Students

<div>GENDER</div> <div></div>	Boys			Girls		
	Number		%	Number		%
	225		49.89	226		50.11

<div>AREA</div> <div></div>	Rural			Urban		
	Number		%	Number		%
	432		95.79	19		4.21

<div>CATEGORY</div> <div></div>	SC		ST		OBC		GEN	
	Number	%	Number	%	Number	%	Number	%
	42	9.31	205	45.45	162	35.92	42	9.31

<div>CWSN</div> <div></div>	LD	VI	HI	S&LD	ID	Oth
	0	4	0	0	2	0

<div>Management</div> <div></div>	Government			Government-aided		
	Number		%	Number		%
	440		97.56	11		2.44

### Average Performance of Students in Language (%)

Overall	Gender		Area		Management		Social Group			
	Male	Female	Rural	Urban	Govt.	Aided	SC	ST	OBC	GEN
54.43	55.05	53.81	54.68	48.77	54.36	56.97	47.94	56.94	54.12	49.84

## Performance on Learning Outcomes (LOs)

Learning Outcomes	Description	Average Performance(%)
L504	Reads and comprehends independently storybooks, news items/ headlines, advertisements etc.	55.39
L508	Reads text with comprehension, locates details and sequence of events	53.95

Range of Performance of Students who Answered Correctly							
Below 30%		30% - 50%		50% - 75%		Above 75%	
Number	%	Number	%	Number	%	Number	%
43	9.53	143	31.71	208	46.12	57	12.64

### Lowest Performing Learning Outcomes (LOs)

- 1 - Reads text with comprehension, locates details and sequence of events (53.95)
- 2 - Reads and comprehends independently storybooks, news items/ headlines, advertisements etc. (55.39)